

EA 75  
Ø 17  
H 340



EA 75  
Ø 17  
H 340



EA 75  
Ø 17  
H 340



EA 75  
Ø 17  
H 340



Ép 15  
Ø 19  
H 295



Ép 15  
Ø 19  
H 295



Ép 17  
Ø 19  
H 330



Ép 17  
Ø 19  
H 330



Ép 17  
Ø 19  
H 330



Ép 17  
Ø 19  
H 330



Ép 17  
Ø 19  
H 330



Ép 17  
Ø 19  
H 330



Ép 17  
Ø 19  
H 330



Ép 17  
Ø 19  
H 330



Ø 19  
H 335



Ø 19  
H 335



Ép 18  
Ø 19  
H 300



Ép 18  
Ø 19  
H 300



Ép 18  
Ø 19  
H 300



Ép 18  
Ø 19  
H 300



Ép 18  
Ø 19  
H 300



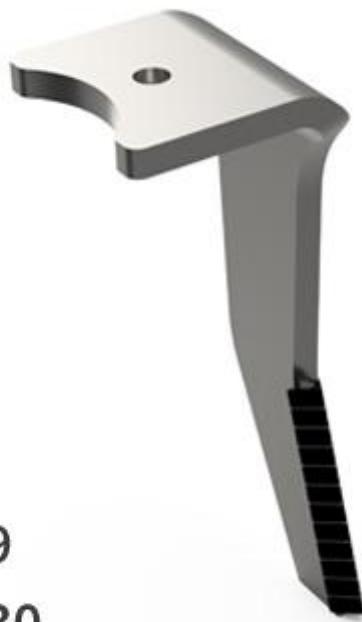
Ép 18  
Ø 19  
H 300



Ø 19  
H 330



Ø 19  
H 330



Ø 19  
H 330



Ø 19  
H 330



Ø 19  
H 330



Ø 19  
H 330



Ø 19  
H 330



Ø 19  
H 330



Ø 19  
H 330



Ø 19  
H 330



Ø 19  
H 330



Ø 19  
H 330


◀ 40 ▶



Ø 11

H 90

◀ 70 ▶



Ø 11

H 115

◀ 55 ▶



Ø 11

H 100

◀ 85 ▶



Ø 11

H 120

◀ 90 ▶

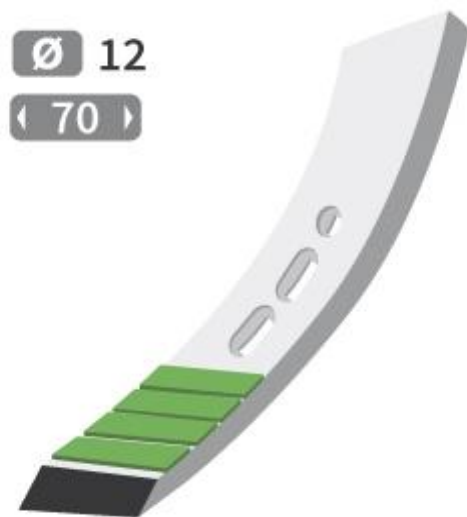
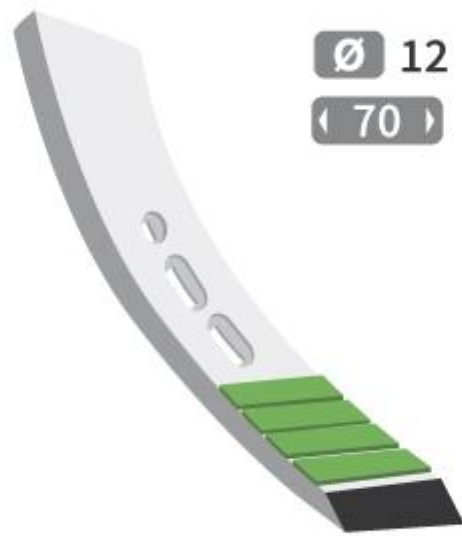


8 Befestigungslöcher, 9 Stufen, Scheibendurchmesser 460 mm.



8 Befestigungslöcher, 9 Kerben, Scheibendurchmesser 510 mm.







Ø 12

EA 45-70

◀ 80 ▶



Ø 12

EA 45-70

◀ 80 ▶





◀ 80 ▶



◀ 80 ▶



∅ 12

EA 70

Ép 20

◀ 80 ▶



◀ 80 ▶

∅ 12

EA 70

◀ 87 ▶



**EA 131**

**Ép 25**

**40 x 560**



**EA 131**

**Ép 25**

**40 x 560**





Ø 12

Ép 20

⟨ 120 ⟩



Ø 10

35 x 210




◀ 55 ▶



∅ 12

EA 45-75

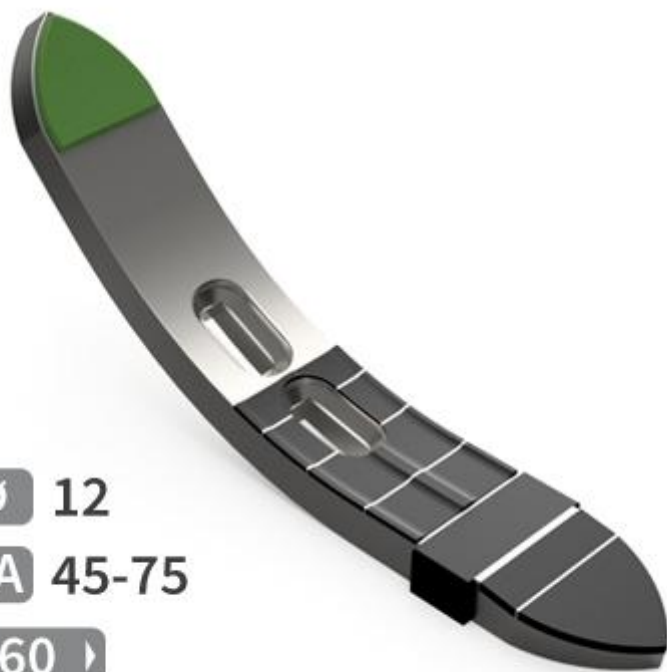
◀ 60 ▶



Ø 12

EA 45-75

◀ 60 ▶



Ø 12

EA 45-75

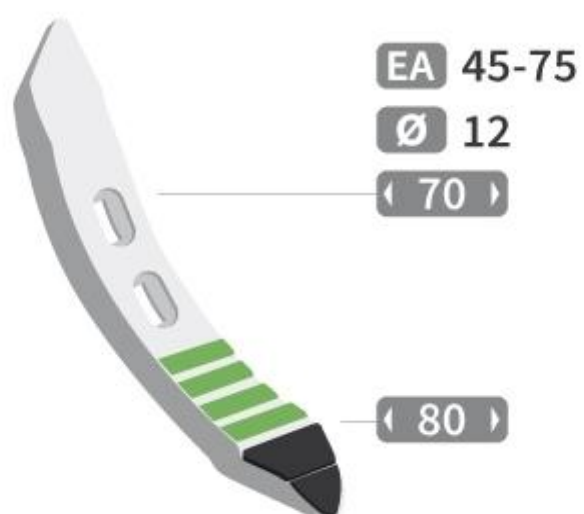
◀ 60 ▶



Ø 12  
H 440  
◀ 70 ▶



Ø 12  
H 440  
◀ 70 ▶







Ép 14

110 x 360



Ép 14

110 x 360





( 300 )



( 600 )









